

The Appalachian Region – PCA Website

July 28, 2021

Table of Contents

Purpose.....	2
Home Page.....	2
Member Page.....	3
Finding Information.....	4
Search.....	5
Menu Bar.....	6
Home.....	6
Member.....	6
News.....	6
Events.....	8
About Us.....	10
Tours.....	10
Track.....	10
Market.....	10
Officers.....	11
Admin.....	11
Store.....	11
Help.....	11
Site Map.....	11
Breadcrumbs.....	11
Articles.....	11
PDF Files.....	12
Links.....	12

Purpose

Our Website, at <http://aprpca.org/>, is designed to provide information about the Region and its activities to our members. It makes minimal use of graphics to make it accessible for portable devices, such as cell phones. The goal is that our users will most often find what they need on the home page, and if it's not there they can find it with minimal effort.

Home Page

Figure 1 shows our home page, which is where those searching for our region are directed; it has a simple, uncluttered appearance, intended to introduce visitors and new members to us. The Appalachian Region logo appears at its top and identifies the site. A Search box is located in the top right corner. Entering a word or words initiates a search throughout the site; see the *Search* section below for the details. Below and to the left is the main menu bar, which shows the major sections; see the *Menu Bar* section below for a description. Our logo, the menu bar, and the search box appear on almost every page on our site. It's easy to miss the line beginning, "You are here," called the *breadcrumbs*; see the *Breadcrumbs* section below for the details. In the center below this is a banner photo of a recent major Region event, and selecting this takes the user to its description. Important announcements appear follow, as does a short slide show of typical activities, and some hints on navigating the site. Note that some text is in blue; this color identifies the text as a link and selecting it transfers the user to another page or another site. The *Our Recent Events* panel (on the left) has short descriptions of Appalachian Region events and links to complete articles about them. The *Our Next Events* panel (on the right) shows upcoming Region activities. Finally, links to sites of interest to Appalachian members appear at the bottom of the page.



Figure 1. Home Page.

Member Page

Figure 2 shows our Member page, designed for active members. Although the layout is similar to Home, it's more complex and is designed to make detailed information faster to locate. The top of the page is similar, except that the banner photo is replaced by links to our platinum sponsor and charity partners. The Appalachian Region logo appears at its top and identifies the site. A Search box is located at the top right corner. An image, usually of a recent Region activity appears to the right of the announcements and selecting it or its caption transfers the user to a write-up. The six latest news items appear under *Recent News* on the left side, and selecting *Read More...* results in a jump to the full article. The *Coming Events* area shows upcoming activities. Finally, links to sites of interest to Appalachian members appear at the bottom of the page.

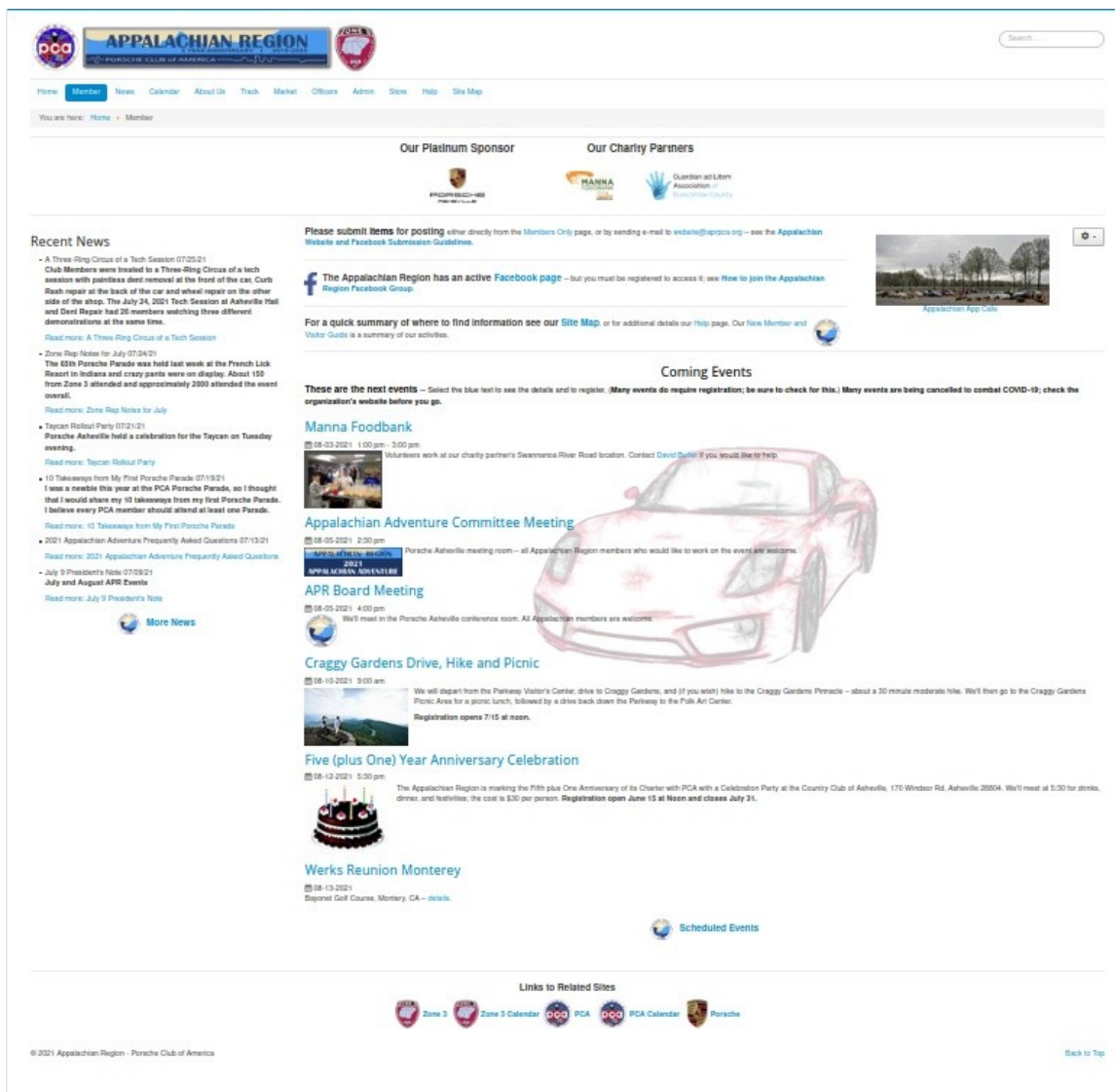


Figure 2. Member Page.

Finding Information

Trying to find something on any site by random search is tedious and often frustrating, so we include aids to make this easier and quicker and to increase the chance of success. Often the menu bar provides all you need, as it organizes our data; see the *Menu Bar* section below for more.

Search

Using the search box at the top right of almost every page on our site provides an efficient way to find what you need, as it searches not only titles, but also content. Figure 3 shows that searching for “celebrate” returned seven items, none of which had “celebrate” in their title. Search uses complete words; “celebrate” and “celebration” will produce different results, and “celebrat” will return nothing. When you enter a term, search will probably make additional suggestions, which you may take or ignore. **When you complete your word or words, tap the *Enter* key to start the search.** Note that the contents of PDF files (see *PDF Files* below) are not searched.

Search Terms:

Assuming **celebrate** is required, the following results were found.

December 4 President's Note

This is the last reminder of your invitation to our third annual Appalachian Region – PCA Christmas/Holiday Gathering.

<http://apprca.org/356B/index.php/news/2017-news-archive/237-december-4-president-s-note-171204>

November 30 President's Note

This is a reminder of your invitation to our third annual Appalachian Region – PCA Christmas/Holiday Gathering. If you have already RSVP'ed, thank you! If you have not, read on.

<http://apprca.org/356B/index.php/news/2017-news-archive/236-november-30-president-s-note-171130>

November 16 President's Note

This is your invitation to our third annual Appalachian Region - PCA Christmas/Holiday Gathering.

<http://apprca.org/356B/index.php/news/2017-news-archive/233-november-16-president-s-note-171116>

November 25 President's Note

Upcoming Events

<http://apprca.org/356B/index.php/news/2017-news-archive/234-november-25-president-s-note-171125>

November 2017 Heard 'Round the Zone

<http://apprca.org/356B/index.php/news/2017-news-archive/227-november-2017-heard-round-the-zone-171026>

October 6 President's Note

For this note, I'll be all over the place so bear with me...

<http://apprca.org/356B/index.php/news/2017-news-archive/220-october-6-president-s-note-171016>

August 2017 Heard 'Round the Zone

News from Zone 3 Representative Vic Rola.

<http://apprca.org/356B/index.php/news/2017-news-archive/196-august-2017-heard-round-the-zone>

Results 1 - 7 of 7

Figure 3. Search Results.

Selecting *Advanced Search* allows you to refine a search, as shown in Figure 4.

Search Terms:

Here are a few examples of how you can use the search feature:

Entering **this and that** into the search form will return results containing both "this" and "that".

Entering **this not that** into the search form will return results containing "this" and not "that".

Entering **this or that** into the search form will return results containing either "this" or "that".

Entering **"this and that"** (with quotes) into the search form will return results containing the exact phrase "this and that".

Search results can also be filtered using a variety of criteria. Select one or more filters below to get started.

Search by Author

Search by Category

Search by Language

Search by Type

Figure 4. Advanced Search.

This search feature does not search the events calendar. For that, use the search feature on an Events page, which also searches content as well as titles.

Menu Bar

The menu bar shows the organization of our site and appears on almost every page. If you know what you are looking for, it provides fast access to it. The sections below describe the items on it.

Home

This takes you to the Home page, described above.

Member

This takes you the Member page.

News

News articles hold most of the information on our site. However, only the last dozen or so appear on the News page, and older, less popular ones reside in the news archives. Figure 5 shows a typical news page. Only the article titles and usually an introductory line or two appear here. Selecting a title or its *Read more ...* button will open the article.

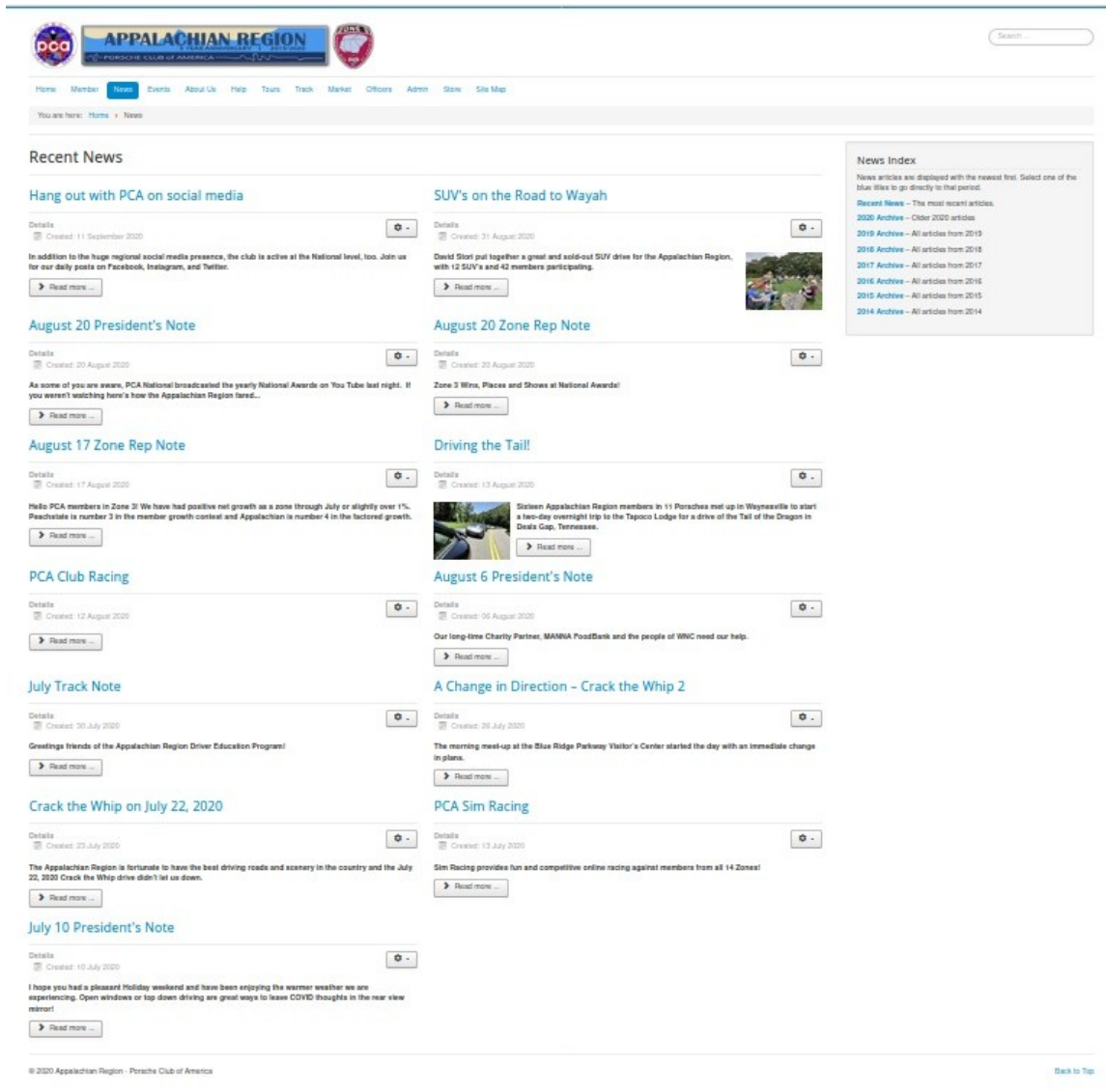


Figure 5. News Page.

Note the News Index on the right that shows the archives of older news articles. As usual, selecting their title takes you to them. If you know that what you want is in an archive, you can go directly there without entering the News page. Place the cursor, without clicking, on the News item in the menu bar; Figure 6 shows the drop-down menu that results. Moving the cursor to the archive you want before clicking takes you directly there. However, drop-down menus are awkward to use on cellphones.

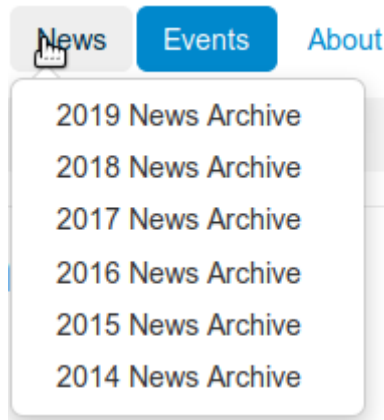


Figure 6. Drop-down News Menu.

Events

Only the imminent events appear on our home page, but our entire calendar is available in Events. By default, it shows the events for a month, although you can change this to a week by selecting the *Weekly View* button. The events are color-coded following the legend at the bottom: red for Appalachian events, yellow for Appalachian committee meetings, yellow for other PCA events, and gray for non-PCA ones. To reduce clutter, only pending events are shown. You can search all events with the *Search...* box at the upper right, which here too searches not only of event names, but also their descriptions. The left and right blue double arrows page by one month, but you can use the down arrows on the month and year boxes to go directly to the date you want.

Events Calendar

Monthly View Weekly View

July 2021						
SUNDAY	MONDAY	TUESDAY	WEDNESDAY	THURSDAY	FRIDAY	SATURDAY
				1 Sweet Roads to Sweet Peaches	2	3
4	5	6 Manna Foodbank (1:00 pm)	7	8 Appalachian Adventure Committee (2:00 pm) APR Board Meeting (4:00 pm)	9	10
11 PCA Parade	12 PCA Parade	13 PCA Parade	14 PCA Parade Social Mixer (5:00 pm)	15 PCA Parade	16 PCA Parade	17 PCA Parade Breakfast Ramble-Pig & Grits
18	19	20 Taycan Launch Party (6:00 pm)	21	22	23	24 Tech Session on Wheel Repair & Paintless Dent Repair (9:30 am)
25	26	27	28	29	30	31

■ Appalachian Committee
 ■ Non-Appalachian PCA Event
 ■ Appalachian Event

Calendar Index

Calendar and event information is available here. Select one of the blue titles below to go directly to that item.

- [Calendar](#) – Monthly event calendars
- [Event Summary](#) – Names and dates of the next 20 events
- [Scheduled Events](#) – Summary descriptions of all scheduled events.

Figure 7. Monthly Events Calendar.

Select an event to see its description; Figure 8 shows an example. This one requires registration, and selecting the *Register (Individual)* button takes you to the form. As usual, the breadcrumbs line appears at the bottom to help you navigate the site.

Drive and Dine to Brevard



Luft, Wasser & Brevard Concept – This event is a drive, dine and display of Porsche air-cooled cars (luft) and water-cooled cars (wasser) concluding with a display of the vehicles on the Main Street of Brevard. Participants can enjoy Brevard shopping and dining while their cars are on display.

The goal is to leave the starting points at approximately 9:00 a.m. to arrive in Brevard at approximately 10:30 a.m. The drives will be about an hour long but will have a stop or two. The event in Brevard will continue until 2:00 p.m.

The display in Brevard is designed similar to P₂O held in Granville, Ohio each year – [website](#).

Drives to Brevard – The event will have three starting points but will all conclude at a meeting point in Brevard: 1) Asheville, 2) Hendersonville, 3) Waynesville.

From the meeting point in Brevard, the Police will escort the full line of Porsches down approximately six blocks of Main Street to the display area.

Brevard Display, Shopping and Dining – Upon arrival in Brevard, drivers and navigators can shop, eat or be with their cars to answer questions and show off their pride and joy.

The display area is on West Main Street between England Street and Oakland Avenue. This is a wide-open area of Main Street about a block west of the main business district.

The block where the cars will be displayed has the restaurant Marco Trattoria. There are other restaurant options in the city and as the event gets closer we will lock down reservations for participants.

At 2:00 p.m. everyone will saddle up and return to Asheville in a parade departure.

You must register to attend this event. Please select the *Register (Individual)* button below and complete the form that appears.

Event Properties

Event Date	05-05-2018 9:00 am
Capacity	Unlimited
Registered	3

You are here: [Home](#) > [Events](#) > Drive and Dine to Brevard

Figure 8. Event Description.

Note the calendar index on the right, showing alternate schedule formats. Selecting *Event Summary* displays upcoming events in a format convenient for printing a one-page summary. Many prefer the *Scheduled Events* page, Figure 9, which shows summaries of all our upcoming events. You can also access these alternate forms on a drop-down menu that appears when you place a cursor on the Calendar item in the menu bar.

The screenshot shows the 'Scheduled Events' page of the Appalachian Region website. At the top, there is a navigation menu with links for Home, Member, News, Calendar, About Us, Track, Market, Officers, Admin, Store, Help, and Site Map. Below the navigation, a breadcrumb trail indicates 'You are here: Home > Calendar > Scheduled Events'. The main content area is titled 'Scheduled Events' and contains a grid of event listings. Each listing includes a title, a date and time range, a small image, and a brief description. The events listed include: Manna Foodbank (08-03-2021, 1:00 pm - 3:00 pm), Appalachian Adventure Committee Meeting (08-05-2021, 2:30 pm), APR Board Meeting (08-05-2021, 4:00 pm), Craggy Gardens Drive, Hike and Picnic (08-10-2021, 9:00 am), Five (plus One) Year Anniversary Celebration (08-12-2021, 5:30 pm), Werks Reunion Monterey (08-13-2021), Social Mixer (08-18-2021, 5:00 pm - 7:00 pm), Breakfast Ramble to Dixie Diner (08-21-2021, 9:00 am), Schwarzer Berg (08-27-2021 - 08-29-2021), APR Board Meeting (09-02-2021, 4:00 pm), Rennfest - Peachstate Region (09-03-2021 - 09-05-2021), Manna Foodbank (09-07-2021, 1:00 pm - 3:00 pm), Appalachian Adventure (09-09-2021 - 09-12-2021), HPDE - Carolinas Region (09-11-2021 - 09-12-2021), HPDE - Coastal Empire Region (09-11-2021 - 09-12-2021), and Social Mixer (09-15-2021, 5:00 pm - 7:00 pm). A 'Calendar Index' sidebar on the right provides additional navigation options for the calendar.

Figure 9. Scheduled Events.

About Us

This is a single page introducing the Appalachian region.

Track

We have recently established a track program, and you can find such items as track maps and tutorials here.

Market

We accept non-commercial classified ads from all PCA members, regardless of their region.

Officers

Here you can find the names and contact information for the Region’s officers.

Admin

Links to administrative information are available here, including procedures guides, bylaws, and board meeting minutes. Like the news page, placing a cursor on the Admin item in the menu bar drops down a menu of subcategories, including *Website Reports* (site usage reports), and *Members Only*. and *Admin Archive*, which holds older documents. Accessing *Members Only* requires logging in with a username and password.

Store

This is a link to the site that serves as our goodie store.

Help

This page provides instructions on navigating the site, including a link to this document.

Site Map

This displays an annotated menu bar with links to its pages. It acquaints new members with the site.

Breadcrumbs

Figure 10 shows a breadcrumbs line, located just below the menu bar at the top of almost every page. Here, the user is reading an article, *Appalachian Region Double Header Brings Out Over 65 Members*, which is in the *2021 News Archive*, located on the *News* page. He or she could return to any of the pages shown in blue with a single click. This feature is most helpful when looking through several items. However, unlike the *Hansel and Gretel* fairy tail, it shows the direct path back to the home page, not the route you followed to get where you are.

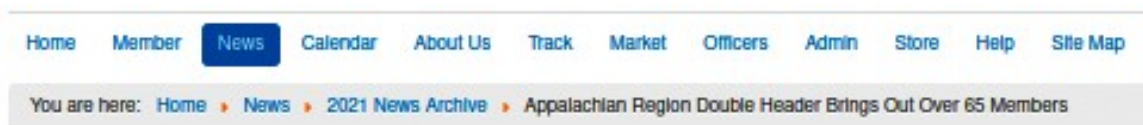


Figure 10. Breadcrumbs Line.

Articles

Most of the information on our site appears in articles; see Figure 11. All have the same layout, with the Region logo, a search box, and a menu bar at the top, and a breadcrumbs line at the bottom. Note the *Recent Related Items* column on the right, which shows articles with similar content added within about the last two years. The article author assigns keywords to it based on its content, and the items in the column share one or more of these. You will probably get better results with a good search, but this section provides a quick look. Also, note the button with a gear icon towards the top of the page. Selecting this gives you the option of printing the article or e-mailing a link to it.

The screenshot shows the website header with the logo "APPALACHIAN REGION PORSCHE CLUB OF AMERICA" and a search bar. The navigation menu includes Home, News, Events, About Us, Tours, Track, Market, Officers, Admin, Store, and Help. The main content area is titled "News" and features the article "February 28 President's Note". Below the title, there is a "Details" section with a date of "Created: 28 February 2018" and a settings icon. The article text discusses "Appalachian Events coming soon" and lists several events, including a March 7th meeting and a dinner at the beach. It also mentions a Spring APR events slate and a reservation for the 2018 Appalachian Adventure. A profile picture of Peter is shown with "Prev" and "Next" navigation buttons. A breadcrumb trail at the bottom reads "You are here: Home > News > February 28 President's Note". On the right side, there is a "Recent Related Items" sidebar listing various President's Notes from July 2016 to January 2018.

Figure 11. Article Page.

PDF Files

Some of our items, such as tour maps and documents, are PDF pages instead of articles. These open in a different window or tab (depending on how you've configured your Internet browser) and have no navigation features (menu bar, search boxes, breadcrumbs, etc.). They require that your browser be able to open PDF files for reading, printing, and downloading (most do).

Links

Many images and words on our site are links. Words that are links are in blue, but there is no indication for images. However, placing the cursor on a link, whether a word or an image will cause a short description (white letters in a black box) to appear. Selecting a link to a page on our own site will cause that page to replace the current one. Selecting a page on a different site will cause that page to open in a different window or tab (depending on how your Internet browser is configured). Some links are e-mail addresses, but these are effective only if you use a client e-mail program on your PC, such as MS Outlook, to access your e-mail. If so, selecting the link will open a message to the recipient specified. Otherwise, just paste the address into your e-mail program.