



## Directions to Tour Assembly Area

**Dates: September 21, 22 & 23, 2017**

**Assembly Area: Asheville Outlet Mall  
800 Brevard Road  
Asheville, NC 28806**

**Garmin GPS: N35° 31.827' W82° 36.327'**











### Tour assembly times:

Penland School of Crafts -----7:00 AM  
 Pisgah Astronomical Res. Inst. -----8:00 AM  
 Wheels Through Time-----8:00 AM  
 Lake Lure Inn & Boat -----8:30 AM  
 Tryon Equestrian Ct. -----9:30 AM  
 Cradle of Forestry -----9:30 AM  
 Tail of the Dragon (Friday only) -----6:45 AM

At the north entrance to the Asheville Outlet Mall there is a McDonald's, which opens at 5:30 AM and a Waffle House. Gasoline can be purchased from Ingle's Gas Express or Citgo, which are located opposite the north entrance. For emergency car pickup or towing service we recommend calling Davis Wrecker Service at (828) 253-2737.

**Distance from the Grove Park Inn to Asheville Outlet Mall is 14.7 miles (22-24 min)**

**For those vehicles (GT4, GT3, Boxster Spyder) that cannot go over speed bumps: Turn left out of parking garage onto Club View Rd. Turn left onto Country Club Rd. Turn left onto Kimberly Ave. Continue on Edwin Pl and turn right onto Charlotte street. Proceed to step 4 below.**

No.	Odometer	Turn Direction	Information	Distance
1	0		Right turn out of Grove Park Inn parking garage, proceed around front of hotel to Macon Ave.	0.3
2	0.3		Right turn onto Macon Ave.	0.7
3	1		Left turn onto Charlotte Street. Proceed south through three traffic lights. When possible move into left hand lane.	0.8
4	1.8		Left turn at 4th traffic light onto Woodfin Pl. which becomes entrance ramp to I-240 E.	0.3
5	2.1		Merge onto I-240 E and proceed south.	3.2
6	5.3		Use exit 9 for I-40 W toward Knoxville.	7.1
7	12.4		Use left exit 46 A for I-26 E, Hendersonville.	1.9
8	14.3		Exit 33 for Hwy 191, Blue Ridge Parkway.	0.2
9	14.5		Turn left at traffic light and remain in left traffic lane. Gas stations are on right side of road.	0.2
10	14.7		Turn left into Asheville Outlet Mall. Turn left again and follow signs or perimeter road to assembly area.	0